

NP925

Fig. 47—Wheelhouse Silencer and Cover

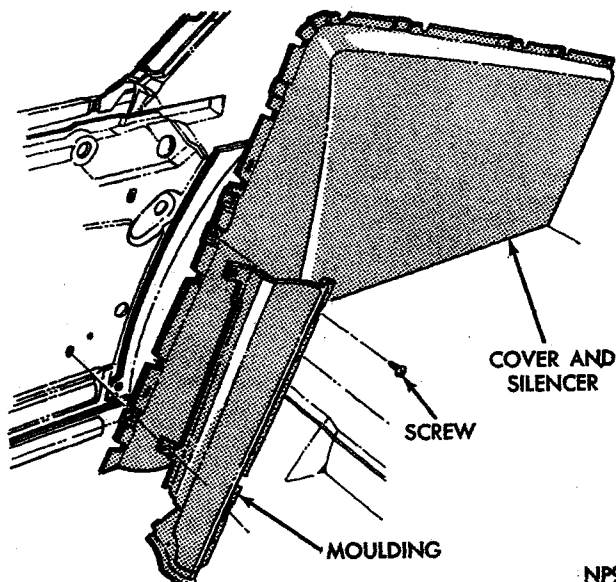
TESTING

Water Method

Normally a visual inspection of an area will indicate the area for sealing. When testing with water, use a spray simulating rain or a garden hose without the nozzle and regulate the pressure to an approximate 3 inch stream. All water tests must be made starting at the bottom of the door opening or weatherstrip and slowly moving up the joint, seam or suspected area.

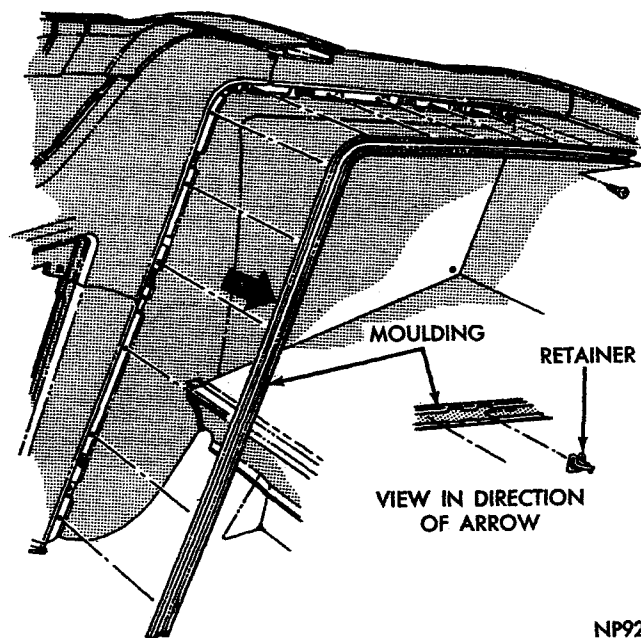
Powder Method

To test the sealing between the body and the



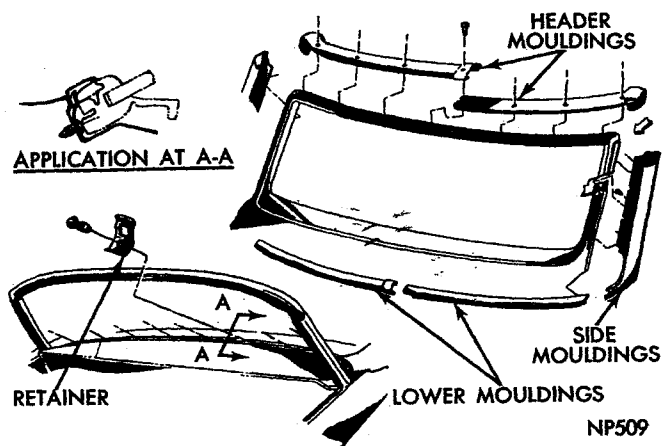
NP924

Fig. 48—Wheelhouse Panel and Lower Front Moulding



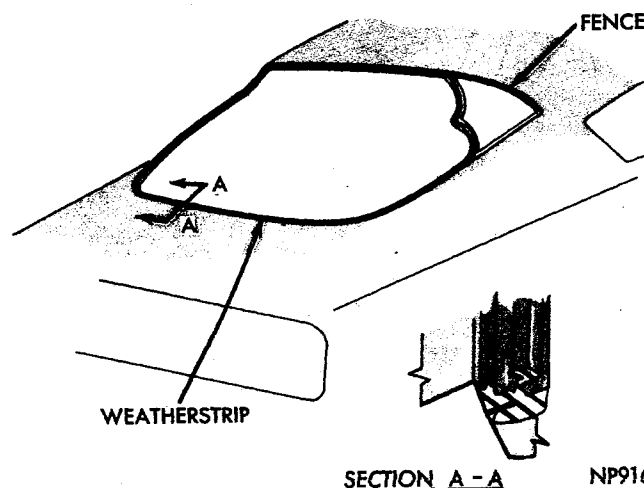
NP926

Fig. 49—Wheelhouse Inner Panel Moulding



NP509

Fig. 50—Convertible Windshield Mouldings



NP916

Fig. 51—Rear Window Weatherstrip (Hardtop-Fastback)