



# new performance mufflers



21926



21927

## increased performance with positive sound control!

- ★ Lower backpressure provides greater torque, delivered horsepower, gas mileage and acceleration.
- ★ Produces less backpressure than many other "performance" type mufflers.
- ★ Can be installed as a side inlet, center inlet, center outlet or side outlet without any loss or change in performance, backpressure or sound.
- ★ The 21926 and 21927 are designed to give you the sound of power and acceleration at low speeds, but yet a quieter sound at highway speeds.

### Back Pressure Comparisons (in inches)

O.E. Muffler	10.5	14.2	19.2	21.7
TH 500	8.1	11.2	15.6	16.3
21348	6.8	9.8	13.2	14.9
21926	5.8	8.2	10.9	12.5
	2500	3000	3500	4000
	(RPM's)			

### Specifications

Part #	Inlet	Outlet	Shell Length	O.A. Length	Oval Size
21926	2 1/4" I.D.	2 1/4" I.D.	21"	25"	5 x 9 1/4"
21927	2 1/2" I.D.	2 1/2" I.D.	21"	25"	5 x 9 1/4"

## continental Blue Swinger®


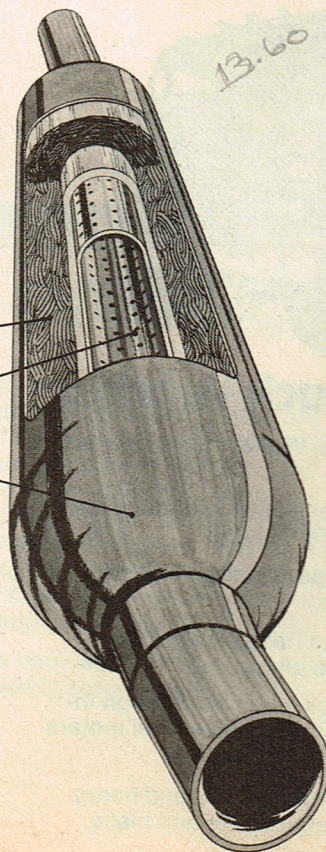
The Unchallenged Leader in Performance Mufflers for Well Over a Decade!

- ★ Two-stage fiberglass packing.
- ★ Blow-out proof straight-through design
- ★ Seamless shell

There's a lot more built into the Continental than just the quiet rumble of power!

Exclusive performance and construction features give it a commanding lead over other glass packs...

...all this and more for better mileage, better performance and longer life.



## dual conversion sets

Converting to a dual exhaust system increases available horsepower and improves gas mileage and acceleration. And for a real power boost - combine a pair of Continental Blue Swingers with a dual conversion set - for an exhaust system designed to perform! Kits include the hardware required for conversion - pipes and mufflers required to complete the dual side are listed along with the Kits in the Dual Conversion section of the Walker Catalog.